



Sealed Lead-Acid Battery

Absorbant Glass Mat (AGM) technology for superior performance. Valve regulated, spill proof construction allows safe operation in any position. Approved for transport by air. D.O.T., I.A.T.A., F.A.A. and C.A.B. certified. U.L. recognized under file number MH 20567.

UPG No. D5733

UB645

Maintenance-Free



Specification

Nominal Voltage	6 volts			
Nominal Capacity	77° F (25° C)			
20-hr. (0.23A)	4.5 Ah			
10-hr. (0.42A)	4.19 Ah			
5-hr. (0.77A)	3.83 Ah			
1-hr. (2.70A)	2.7 Ah			
Approximate Weight	1.59 lbs (0.7 kg)			
Internal Resistance (approx.)	18mΩ			
Shelf Life (% of normal capacity at 77° F (25° C))				
3 Months	6 Months	12 Months		
91%	82%	64%		
Temperature Dependency of Capacity (20 hour rate)				
104° F	77° F	32° F	5° F	
102%	100%	85%	65%	

Charge Method (Constant Voltage)

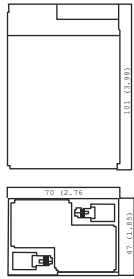
Cycle Use (Repeating Use)

Initial Current	1.60 A or smaller
Control Voltage	7.25-7.45 V

Float Use

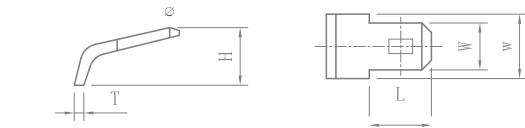
Control Voltage	6.80-6.90 V
-----------------	-------------

Physical Dimensions: in (mm)



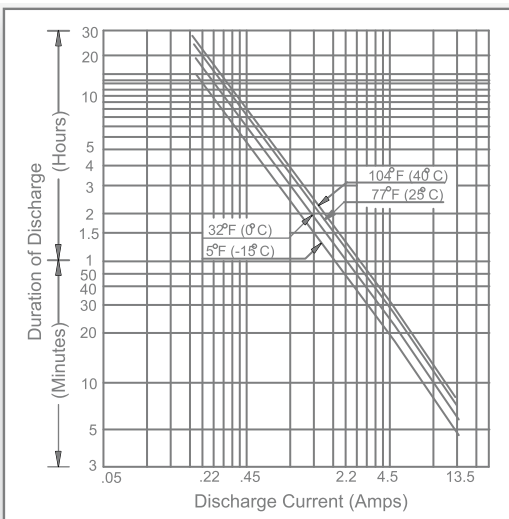
L: 2.76in (70.1 mm)
W: 1.85in (47 mm)
H: 3.98in (101.1 mm)
TH: 4.17in (105.9 mm)
 Tolerances are +/- 0.04 in. (+/- 1mm) and +/- 0.08 in. (+/- 2mm) for height dimensions. All data subject to change without notice.

Terminals

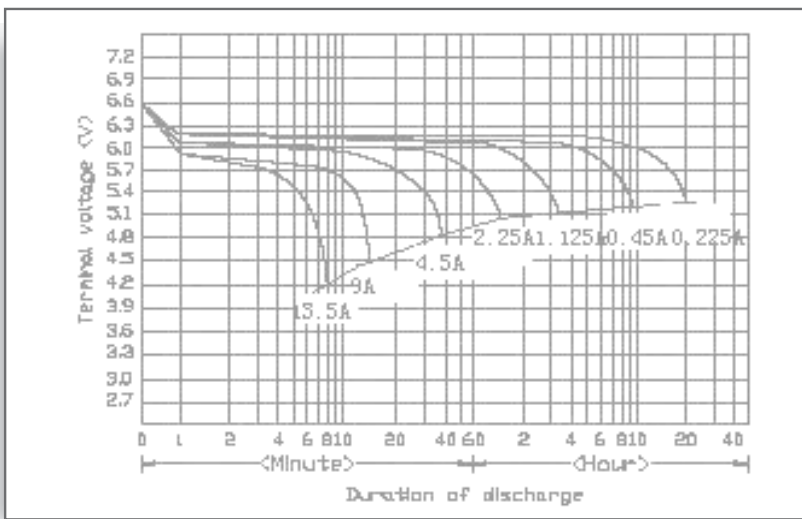


Dimension Type	L	W	w	H	T
F1	6.50	4.75	6.00	5.00	0.80

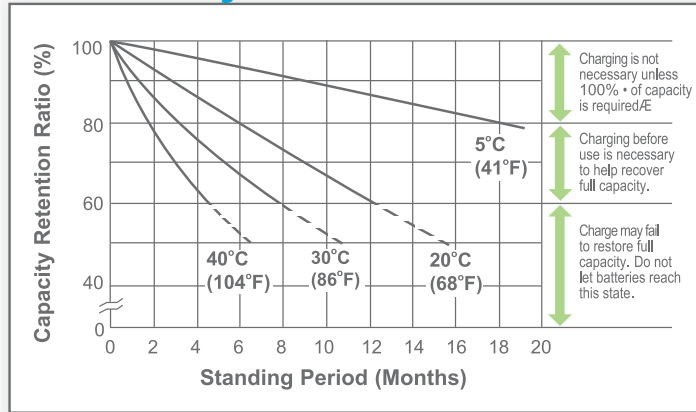
Discharge Time vs. Discharge Current



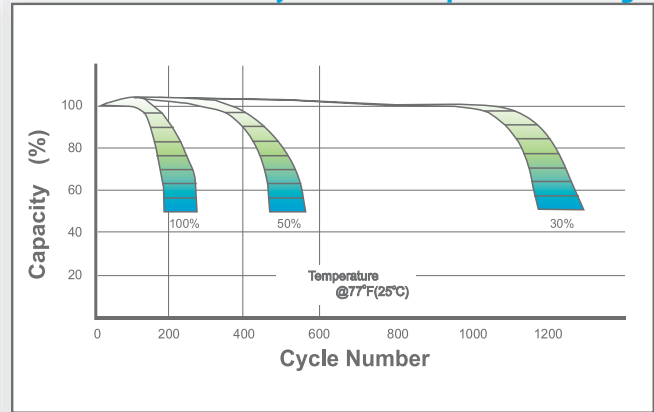
Discharge Characteristics



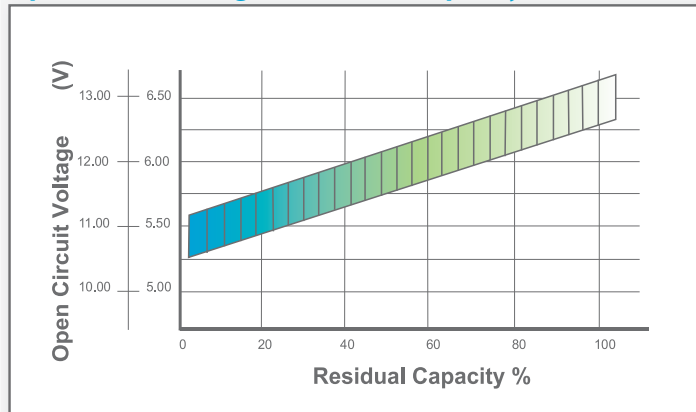
Shelf Life & Storage



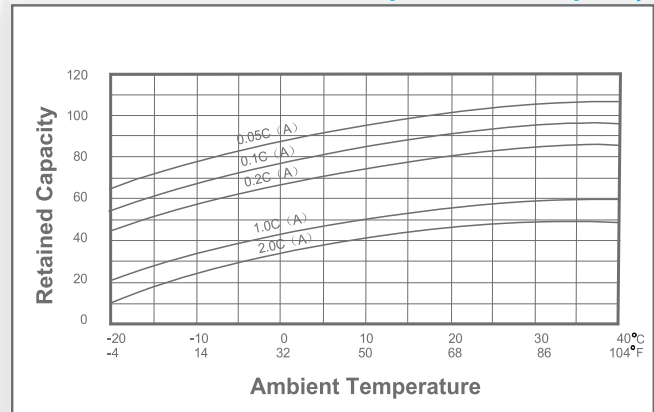
Cycle Life vs Depth of Discharge



Open Circuit Voltage vs Residual Capacity



Effect of Temperature on Capacity



Charge Current & Final Discharge Voltage

Application	Charge Voltage(V/Cell)			Max.Charge Current	Final Discharge Voltage V/Cell	1.75	1.70	1.60	1.30
	Temperature	Set Point	Allowable Range						
Cycle Use	25°C(77°F)	2.45	2.40~2.50	0.35C	Discharge Current(A)	0.2C<(A)	0.2C<(A)<0.5C	0.5C<(A)<1.0C	(A)>1.0C
Standby	25°C(77°F)	2.325	2.30~2.35						



Let UPG Power Your Life.

www.upgi.com